




| Shelter Count PIT [FY 2023] | Nebraska Balance of State COC | | |
|---|----------------------------------|-------------------------|--------------|
| | Date PIT: 01/24/2023 | | |
| | CoC Category Filter: Program CoC | | |
| | Client Location Filter: No | | |
| HUD does not allow uploading "Don't Know", "Refused", "Data Not Collected" and "Null" values. | | | |
| ALL HOUSEHOLDS | | | |
| Households with at Least One Adult and One Child | | | |
| | Sheltered ES | Sheltered TH | Total |
| Total number of households | 7 | 9 | 16 |
| Total number of persons (adults & children) | 28 | 34 | 62 |
| Number of children (under age 18) | 21 | 23 | 44 |
| Number of youth (age 18-24) | 1 | 0 | 1 |
| Number of adults (age 25-34) | 4 | 1 | 5 |
| Number of adults (age 35-44) | 2 | 7 | 9 |
| Number of adults (age 45-54) | 0 | 1 | 1 |
| Number of adults (age 55-64) | 0 | 1 | 1 |
| Number of adults (age 65 or older) | 0 | 1 | 1 |
| Gender (adults and children) | Sheltered ES | Sheltered TH | Total |
| Female | 18 | 20 | 38 |
| Male | 10 | 14 | 24 |
| Transgender | 0 | 0 | 0 |
| No Single Gender | 0 | 0 | 0 |
| Questioning | 0 | 0 | 0 |

| Ethnicity (adults and children) | Sheltered ES | Sheltered TH | Total |
|---|---------------------|--|--------------|
| Non-Hispanic/Non-Latin(a)(o)(x) | 20 | 16 | 36 |
| Hispanic/Latin(a)(o)(x) | 8 | 18 | 26 |
| Race (adults and children) | Sheltered ES | Sheltered TH | Total |
| White | 20 | 20 | 40 |
| Black, African American, or African | 3 | 5 | 8 |
| Asian or Asian American | 0 | 0 | 0 |
| American Indian, Alaska Native, or Indigenous | 0 | 4 | 4 |
| Native Hawaiian or Pacific Islander | 0 | 2 | 2 |
| Multiple Races | 0 | 3 | 3 |
| Chronically Homeless | Sheltered ES | Sheltered TH | Total |
| Total number of households | 0 | 0 | 0 |
| Total number of persons | 0 | 0 | 0 |
| | | | 1 / 9 |
| Thu Feb 23 11:51:13 AM 2023 | | Powered By  | |

| Shelter Count PIT [FY 2023] | Nebraska Balance of State COC | | | |
|--------------------------------------|----------------------------------|-----------------|-----------------|-------|
| | Date PIT: 01/24/2023 | | | |
| | CoC Category Filter: Program CoC | | | |
| | Client Location Filter: No | | | |
| Households without Children | | | | |
| | Sheltered ES | Sheltered TH | Sheltered SH | Total |
| Total number of households | 25 | 65 | 0 | 90 |
| Total number of persons | 27 | 66 | 0 | 93 |
| Number of youth (age 18-24) | 4 | 9 | 0 | 13 |
| Number of adults (age 25-34) | 7 | 7 | 0 | 14 |
| Number of adults (age 35-44) | 6 | 13 | 0 | 19 |
| Number of adults (age 45-54) | 5 | 17 | 0 | 22 |
| Number of adults (age 55-64) | 4 | 17 | 0 | 21 |
| Number of adults (age 65 or older) | 2 | 3 | 0 | 5 |
| Gender (only adults) | Sheltered ES | Sheltered TH | Sheltered SH | Total |
| Female | 15 | 14 | 0 | 29 |
| Male | 12 | 51 | 0 | 63 |
| Transgender | 0 | 0 | 0 | 0 |
| No Single Gender | 0 | 0 | 0 | 0 |
| Questioning | 0 | 0 | 0 | 0 |
| Client Doesn't Know/Refused | 0 | 1 | 0 | 1 |
| Ethnicity (only adults) | Sheltered ES | Sheltered TH | Sheltered SH | Total |
| Non-Hispanic/Non-Latin(a)(o)(x) | 23 | 57 | 0 | 80 |

| | | | | |
|---|---------------------|--|---------------------|--------------|
| Hispanic/Latin(a)(o)(x) | 4 | 9 | 0 | 13 |
| Race (only adults) | Sheltered ES | Sheltered TH | Sheltered SH | Total |
| White | 21 | 58 | 0 | 79 |
| Black, African American, or African | 2 | 4 | 0 | 6 |
| Asian or Asian American | 0 | 0 | 0 | 0 |
| American Indian, Alaska Native, or Indigenous | 4 | 3 | 0 | 7 |
| Native Hawaiian or Pacific Islander | 0 | 0 | 0 | 0 |
| Multiple Races | 0 | 1 | 0 | 1 |
| Missing Information | 0 | 0 | 0 | 0 |
| Chronically Homeless | Sheltered ES | Sheltered TH | Sheltered SH | Total |
| Total number of persons | 2 | 0 | 0 | 2 |
| 2 / 9 | | | | |
| Thu Feb 23 11:51:13 AM 2023 | | Powered By  | | |


| Shelter Count PIT [FY 2023] | Nebraska Balance of State COC | | | |
|---|----------------------------------|-------------------------|-------------------------|--------------|
| | Date PIT: 01/24/2023 | | | |
| | CoC Category Filter: Program CoC | | | |
| | Client Location Filter: No | | | |
| Households with Only Children (under age 18) | | | | |
| | Sheltered ES | Sheltered TH | Sheltered SH | Total |
| Total number of households | 0 | 0 | 0 | 0 |
| Total number of children (persons under age 18) | 0 | 0 | 0 | 0 |
| Gender (children only) | Sheltered ES | Sheltered TH | Sheltered SH | Total |
| Female | 0 | 0 | 0 | 0 |
| Male | 0 | 0 | 0 | 0 |
| Transgender | 0 | 0 | 0 | 0 |
| No Single Gender | 0 | 0 | 0 | 0 |
| Questioning | 0 | 0 | 0 | 0 |
| Ethnicity (children only) | Sheltered ES | Sheltered TH | Sheltered SH | Total |
| Non-Hispanic/Non-Latin(a)(o)(x) | 0 | 0 | 0 | 0 |
| Hispanic/Latin(a)(o)(x) | 0 | 0 | 0 | 0 |
| Race (children only) | Sheltered ES | Sheltered TH | Sheltered SH | Total |
| White | 0 | 0 | 0 | 0 |
| Black, African American, or African | 0 | 0 | 0 | 0 |
| Asian or Asian American | 0 | 0 | 0 | 0 |
| American Indian, Alaska Native, or Indigenous | 0 | 0 | 0 | 0 |
| Native Hawaiian or Pacific Islander | 0 | 0 | 0 | 0 |

| | | | | |
|-----------------------------|-------------------------|--|-------------------------|--------------|
| Multiple Races | 0 | 0 | 0 | 0 |
| Chronically Homeless | Sheltered ES | Sheltered TH | Sheltered SH | Total |
| Total number of persons | 0 | 0 | 0 | 0 |
| | | | | 3 / 9 |
| Thu Feb 23 11:51:13 AM 2023 | | Powered By  | | |

| Shelter Count PIT [FY 2023] | Nebraska Balance of State COC | | |
|---|----------------------------------|-------------------------|--------------|
| | Date PIT: 01/24/2023 | | |
| | CoC Category Filter: Program CoC | | |
| | Client Location Filter: No | | |
| VETERAN HOUSEHOLDS | | | |
| Veteran Households with at Least One Adult and One Child | | | |
| | Sheltered ES | Sheltered TH | Total |
| Total number of households | 0 | 0 | 0 |
| Total number of persons | 0 | 0 | 0 |
| Total number of veterans | 0 | 0 | 0 |
| Gender (veterans only) | Sheltered ES | Sheltered TH | Total |
| Female | 0 | 0 | 0 |
| Male | 0 | 0 | 0 |
| Transgender | 0 | 0 | 0 |
| No Single Gender | 0 | 0 | 0 |
| Questioning | 0 | 0 | 0 |
| Ethnicity (veterans only) | Sheltered ES | Sheltered TH | Total |
| Non-Hispanic/Non-Latin(a)(o)(x) | 0 | 0 | 0 |
| Hispanic/Latin(a)(o)(x) | 0 | 0 | 0 |
| Race (veterans only) | Sheltered ES | Sheltered TH | Total |
| White | 0 | 0 | 0 |
| Black, African American, or African | 0 | 0 | 0 |
| Asian or Asian American | 0 | 0 | 0 |

| | | | |
|--|-------------------------|-------------------------|--------------|
| American Indian, Alaska Native, or Indigenous | 0 | 0 | 0 |
| Native Hawaiian or Pacific Islander | 0 | 0 | 0 |
| Multiple Races | 0 | 0 | 0 |
| Chronically Homeless (Veteran Households) | Sheltered ES | Sheltered TH | Total |
| Total number of persons | 0 | 0 | 0 |
| Total number of households | 0 | 0 | 0 |


| Shelter Count PIT [FY 2023] | Nebraska Balance of State COC | | | |
|---|----------------------------------|-----------------|-----------------|-------|
| | Date PIT: 01/24/2023 | | | |
| | CoC Category Filter: Program CoC | | | |
| | Client Location Filter: No | | | |
| Veteran Households without Children | | | | |
| | Sheltered ES | Sheltered TH | Sheltered SH | Total |
| Total number of households | 1 | 6 | 0 | 7 |
| Total number of persons | 2 | 6 | 0 | 8 |
| Total number of veterans | 1 | 6 | 0 | 7 |
| Gender (veterans only) | Sheltered ES | Sheltered TH | Sheltered SH | Total |
| Female | 0 | 1 | 0 | 1 |
| Male | 1 | 5 | 0 | 6 |
| Transgender | 0 | 0 | 0 | 0 |
| No Single Gender | 0 | 0 | 0 | 0 |
| Questioning | 0 | 0 | 0 | 0 |
| Ethnicity (veterans only) | Sheltered ES | Sheltered TH | Sheltered SH | Total |
| Non-Hispanic/Non-Latin(a)(o)(x) | 0 | 6 | 0 | 6 |
| Hispanic/Latin(a)(o)(x) | 1 | 0 | 0 | 1 |
| Race (veterans only) | Sheltered ES | Sheltered TH | Sheltered SH | Total |
| White | 1 | 6 | 0 | 7 |
| Black, African American, or African | 0 | 0 | 0 | 0 |
| Asian or Asian American | 0 | 0 | 0 | 0 |
| American Indian, Alaska Native, or Indigenous | 0 | 0 | 0 | 0 |


| | | | | |
|--|-------------------------|--|-------------------------|--------------|
| Native Hawaiian or Pacific Islander | 0 | 0 | 0 | 0 |
| Multiple Races | 0 | 0 | 0 | 0 |
| Chronically Homeless (Veteran Households) | Sheltered ES | Sheltered TH | Sheltered SH | Total |
| Total number of persons | 2 | 0 | 0 | 2 |
| 5 / 9 | | | | |
| Thu Feb 23 11:51:13 AM 2023 | | Powered By  | | |

| Shelter Count PIT [FY 2023] | Nebraska Balance of State COC | | | |
|---|----------------------------------|-------------------------|-------------------------|--------------|
| | Date PIT: 01/24/2023 | | | |
| | CoC Category Filter: Program CoC | | | |
| | Client Location Filter: No | | | |
| YOUTH HOUSEHOLDS | | | | |
| Unaccompanied Youth Households | | | | |
| | Sheltered ES | Sheltered TH | Sheltered SH | Total |
| Total number of unaccompanied youth households | 2 | 8 | 0 | 10 |
| Total number of unaccompanied youth | 2 | 9 | 0 | 11 |
| Number of unaccompanied children (under age 18) | 0 | 0 | 0 | 0 |
| Number of unaccompanied young adults (age 18 to 24) | 2 | 9 | 0 | 11 |
| Gender (unaccompanied youth) | Sheltered ES | Sheltered TH | Sheltered SH | Total |
| Female | 2 | 3 | 0 | 5 |
| Male | 0 | 6 | 0 | 6 |
| Transgender | 0 | 0 | 0 | 0 |
| No Single Gender | 0 | 0 | 0 | 0 |
| Questioning | 0 | 0 | 0 | 0 |
| Ethnicity (unaccompanied youth) | Sheltered ES | Sheltered TH | Sheltered SH | Total |
| Non-Hispanic/Non-Latin(a)(o)(x) | 1 | 9 | 0 | 10 |
| Hispanic/Latin(a)(o)(x) | 1 | 0 | 0 | 1 |
| Race (unaccompanied youth) | Sheltered ES | Sheltered TH | Sheltered SH | Total |
| White | 0 | 9 | 0 | 9 |
| Black, African American, or African | 0 | 0 | 0 | 0 |

| | | | | |
|---|-------------------------|-------------------------|-------------------------|--------------|
| Asian or Asian American | 0 | 0 | 0 | 0 |
| American Indian, Alaska Native, or Indigenous | 2 | 0 | 0 | 2 |
| Native Hawaiian or Pacific Islander | 0 | 0 | 0 | 0 |
| Multiple Races | 0 | 0 | 0 | 0 |
| Chronically Homeless (unaccompanied youth) | Sheltered ES | Sheltered TH | Sheltered SH | Total |
| Total number of persons | 0 | 0 | 0 | 0 |

| Shelter Count PIT [FY 2023] | Nebraska Balance of State COC | | |
|--|----------------------------------|-------------------------|--------------|
| | Date PIT: 01/24/2023 | | |
| | CoC Category Filter: Program CoC | | |
| | Client Location Filter: No | | |
| Parenting Youth Households | | | |
| | Sheltered ES | Sheltered TH | Total |
| Total number of parenting youth households | 0 | 0 | 0 |
| Total number of persons in parenting youth households | 0 | 0 | 0 |
| Total Parenting Youth (youth parents only) | 0 | 0 | 0 |
| Total Children in Parenting Youth Households | 0 | 0 | 0 |
| Number of parenting youth under age 18 | 0 | 0 | 0 |
| Children in households with parenting youth under age 18 | 0 | 0 | 0 |
| Number of parenting youth age 18 to 24 | 0 | 0 | 0 |
| Children in households with parenting youth age 18 to 24 | 0 | 0 | 0 |
| Gender (youth parents only) | Sheltered ES | Sheltered TH | Total |
| Female | 0 | 0 | 0 |
| Male | 0 | 0 | 0 |
| Transgender | 0 | 0 | 0 |
| No Single Gender | 0 | 0 | 0 |
| Questioning | 0 | 0 | 0 |
| Ethnicity (youth parents only) | Sheltered ES | Sheltered TH | Total |
| Non-Hispanic/Non-Latin(a)(o)(x) | 0 | 0 | 0 |
| Hispanic/Latin(a)(o)(x) | 0 | 0 | 0 |

| Race (youth parents only) | Sheltered ES | Sheltered TH | Total |
|--|-------------------------|--|--------------|
| White | 0 | 0 | 0 |
| Black, African American, or African | 0 | 0 | 0 |
| Asian or Asian American | 0 | 0 | 0 |
| American Indian, Alaska Native, or Indigenous | 0 | 0 | 0 |
| Native Hawaiian or Pacific Islander | 0 | 0 | 0 |
| Multiple Races | 0 | 0 | 0 |
| Chronically Homeless (parenting youth households) | Sheltered ES | Sheltered TH | Total |
| Total number of households | 0 | 0 | 0 |
| Total number of persons | 0 | 0 | 0 |
| | | | 7 / 9 |
| Thu Feb 23 11:51:13 AM 2023 | | Powered By  | |

| Shelter Count PIT [FY 2023] | Nebraska Balance of State COC | | | |
|---|----------------------------------|--|-----------------|-------|
| | Date PIT: 01/24/2023 | | | |
| | CoC Category Filter: Program CoC | | | |
| | Client Location Filter: No | | | |
| HOMELESS SUBPOPULATIONS | | | | |
| Additional Homeless Populations | Sheltered ES | Sheltered TH | Sheltered SH | Total |
| Adults with a Serious Mental Illness | 8 | 25 | 0 | 28 |
| Adults with a Substance Use Disorder | 6 | 13 | 0 | 13 |
| Adults with HIV/AIDS | 0 | 0 | 0 | 0 |
| Adult Survivors of Domestic Violence (optional) | 10 | 2 | 0 | 4 |
| | | | | 8 / 9 |
| Thu Feb 23 11:51:13 AM 2023 | | Powered By  | | |

