

APPENDIX ONE
Areas of Responsibility
Digital Initiatives

CONTENTS

Folders for APPENDIX ONE, Areas of Responsibility

1. Image & Multimedia Collection Folder

- CONTENTdm Collections Update 2013-2014, New Departments & New Collections
- CONTENTdm Feedback/Input Meeting and Software Updates 2012-2013
- CONTENTdm Collections Update 2012-2013, New Departments & New Collections
- Evaluation of New Image Software and CONTENTdm Hosting Services
- CONTENTdm and Special Collections Instruction for TEAC 305
- Technical Services CONTENTdm 6.1.1 Presentation and May All Staff Presentation
- Software Update to CONTENTdm 6.1.1 and 6.1.4
- CONTENTdm Collections Update for 2011-2012
- CONTENTdm Statistics
- CONTENTdm Collection Update & New CONTENTdm Collections 2008-2009
- CONTENTdm 6.0 Alpha and Beta Testing
- CONTENTdm Presentation to Liaison Library Faculty
- CONTENTdm Workflow Process
- CONTENTdm Front Page design options
- PR for New CONTENTdm Collections late 2009 – Government Comic Books and Educational Comic Books
- CONTENTdm Geographical Representation of Requests for Image Use 2009-2011, and Requests for Image Use 2008-2009
- CONTENTdm Sub-Committee – revise guidelines, develop Cdm Sample Template
- CONTENTdm Revised Guidelines
- CONTENTdm Sample Template
- CONTENTdm New Powerpoint Plug-In 2009

2. Digital Initiatives Folder

- C.Y. Thompson Library Virtual Tour for LI110 Ag 103 Section
- Love Library Virtual Tour for LI110 Course
- Media Services, web pages update 2009

3. Reference/Instructional Services Folder

- Recent Love Reference Desk question via phone – my response to individual
- QuestionPoint Survey Feedback from Love Reference Desk shifts
- Thank You regarding MidSemester Check General Library Presentation
- Scanning Presentation to Library faculty and staff

4. Liaison and Collection Management Responsibilities – Communication Studies Folder

- Liaison Example of LibGuide for course Support
- Collection Development Policies for Mathematics and Computer Science

APPENDIX ONE
Areas of Responsibility
Digital Initiatives

Brief Description:

C.Y. Thompson Library Virtual Tour for LI110 Ag 103 Section

My Role:

I was asked by Tracy Bicknell-Holmes to develop a virtual tour for CYT Library similar to the Love Library Virtual Tour I developed last year. For CYT, I developed the 3D floor plans using Google Sketchup. I utilized Flash to incorporate text and images according to the text provided by Dana Boden, working with Dana and Debbi Aden to identify tour points to cover. I worked with Joanie Barnes to coordinate a student worker to assist with taking appropriate photographs complete the tour. I then worked with Melissa Sinner and Pat Graybill to get the tour link, and posted via Sue Leach in a Blackboard course shell for students' use.

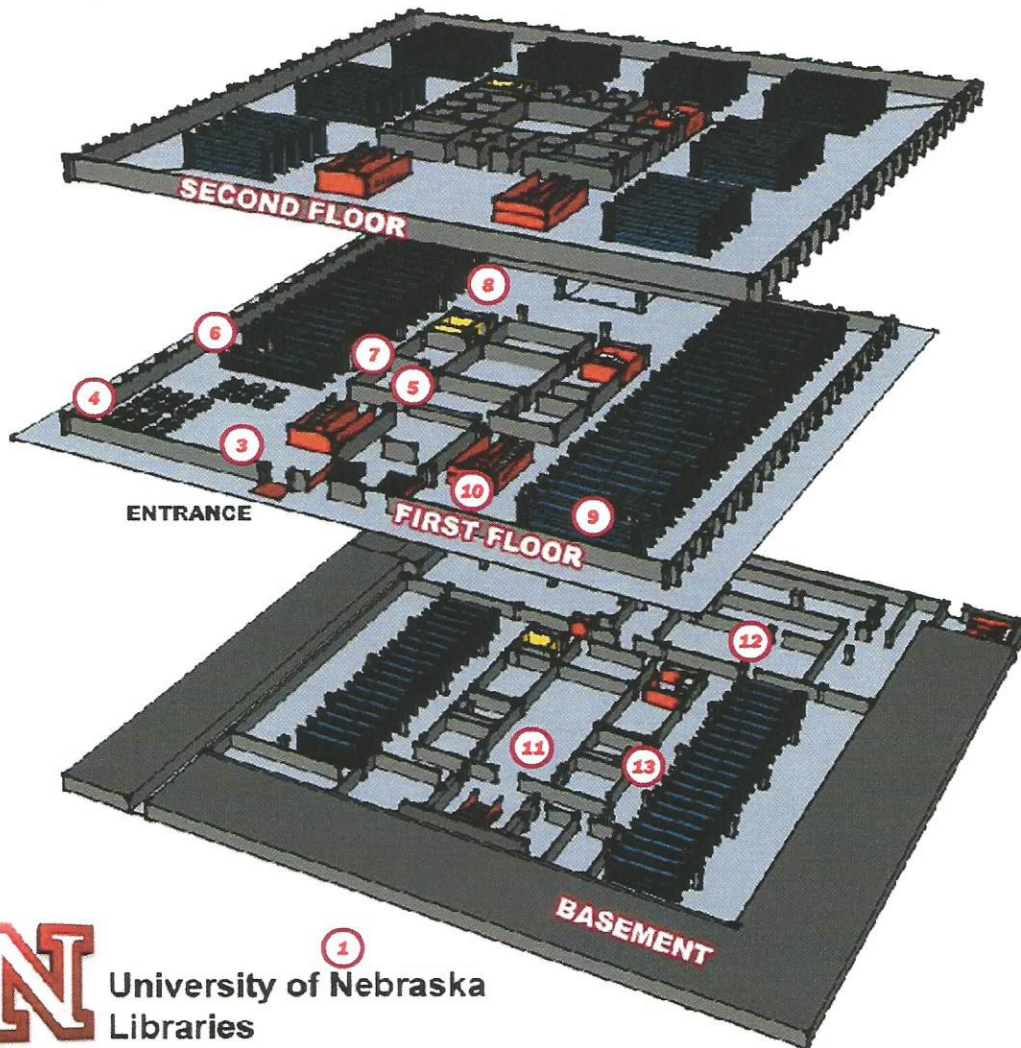
Significance/Impact:

In this instance, web analysis shows that LI110 students are using the tour link. It's hard to determine which students may have used the virtual tour, and which student may have toured the library physically and most students pass the tour quiz successfully. It should be noted as well that the tour quiz is fairly simple, so nearly all the students pass it successfully and the success can't necessarily be attributed to the virtual tour. The virtual tour provides an additional avenue for students to access the information needed to pass that portion of LI110. I placed Google Analytics on each tour to track usage.

UNL Libraries

C.Y. THOMPSON LIBRARY

2



1
**University of Nebraska
Libraries**

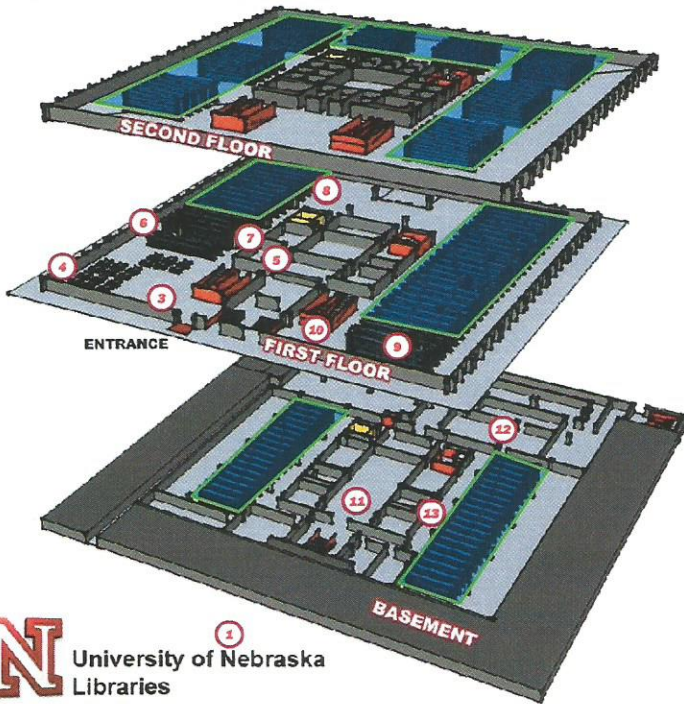
TOUR STOPS:

- | | |
|--------------------------------------|--------------------------------------|
| 1 – University of Nebraska Libraries | 8 – CYT General Reference Collection |
| 2 – C.Y. Thompson Library | 9 – CYT Current Periodicals |
| 3 – CYT Reference Desk | 10 – CYT Library Sorting |
| 4 – CYT Computer Area | 11 – CYT Study Rooms and Snack Area |
| 5 – CYT Circulation and Reserves | 12 – CYT Library Instruction Room |
| 6 – CYT Reference Collection | 13 – Other CYT Useful Information |
| 7 – CYT Government Documents | |

UNL Libraries

C.Y. THOMPSON LIBRARY

2



Mouse over any area with blue box and green outline, and then click mouse – box with highlight picture and text explanation appears.

UNL Libraries

C.Y. THOMPSON LIBRARY

CYT LIBRARY GENERAL COLLECTION (CYT)



General Collection materials are housed on each floor of the **CYT Library** and are available for checkout. The Collection is open access, meaning library visitors may walk through the aisles and see what is on the shelves. Browsing in the call number area of your subject of interest can be a great way to become familiar with the library's collection on your topic.

Most materials are arranged using the **Library of Congress (LC) Classification System**. At **CYT**, the arrangement is relatively simple. Materials with a classification beginning with:

- **A – P or T – Z** are located on the **Top Floor**
- **Q** (LC Class for Science) and **R** (LC Class for Medicine) are on the **Main Floor**
- **S** (LC Class for Agriculture) are located on the **Lower Level**

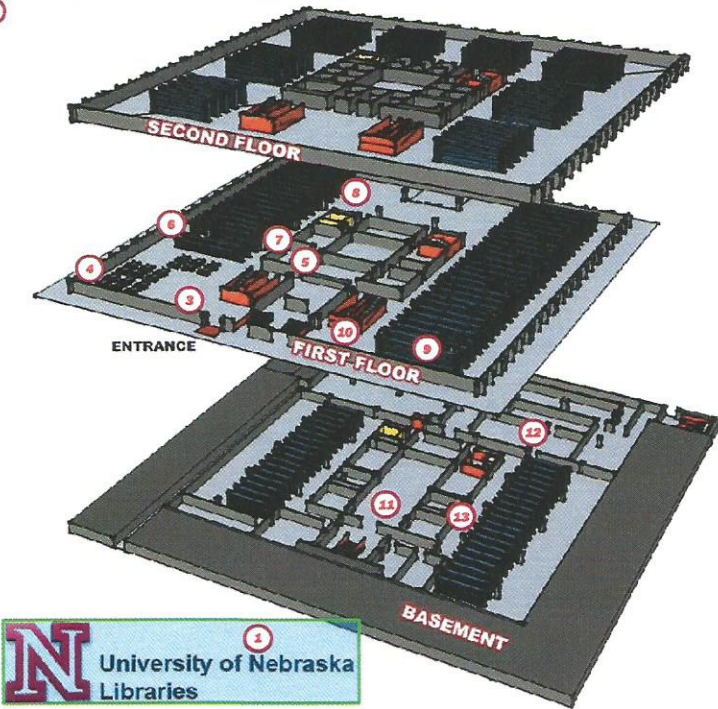
For more specific location information consult the **CYT Call Number Locator**.

The C. Y. Thompson Library collection does include some materials classified in the **Dewey Decimal System**. Be aware these materials were published **prior to 1960**. They are housed in the **southwest corner of the Lower Level**.

UNL Libraries

C.Y. THOMPSON LIBRARY

2





Mouse over any area with blue box and green outline, and then click mouse – box with highlight picture and text explanation appears.





UNL Libraries

C.Y. 2

The UNL Libraries

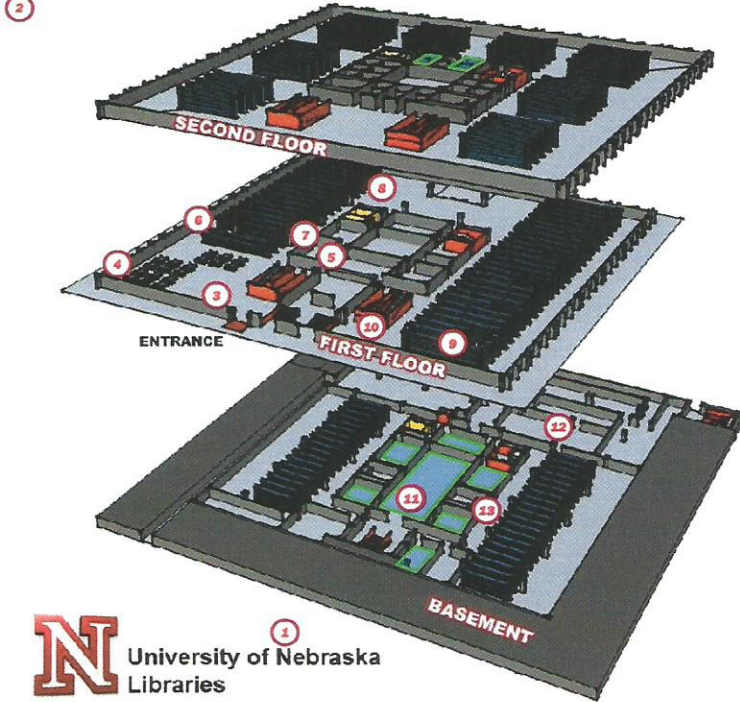


The UNL University Libraries consists of the main library, Love Library, and six branches – Architecture Library, CYT Library (East Campus), Engineering Library, Geology Library, Math Library, Music Library, as well as the Marvin and Virginia Schmid Law Library (East Campus), and a storage facility (LDRF, Library Depository Retrieval Facility, East Campus) – the collection currently contains over 3.1 million print volumes and more than 44,000 current serial subscriptions.



UNL Libraries

C.Y. THOMPSON LIBRARY



Mouse over any area with blue box and green outline, and then click mouse – box with highlight picture and text explanation appears.

UNL Libraries

C.Y. THOMPSON LIBRARY

2

CYT LIBRARY STUDY AREAS AND SNACKS



Tables, carrels and comfortable seating, ideal for studying, reading, or meeting in small groups, may be found all around CYT.

Study Rooms are available on a first come, first served basis, 2 on the **east side**, and 1 on the **north side** of the **Top Floor**.

3 Group Study Rooms (Lower Level, southwest and north) are available by checking out a key at the Circulation Desk.

Three Seminar Rooms for bigger groups – up to 20 – are available on the **Lower Level, north, south & east sides**. The North Seminar Room has moveable furniture easily rearranged.

The **Arbor Room & Patio Area** are accessible on the Lower Level, west side with comfortable seating and a number of tables.

Just to the south of the Arbor Room is the CYT Vending Area, with drinks and snacks available.

APPENDIX ONE
Areas of Responsibility
Digital Initiatives

Brief Description:

Love Library Virtual Tour for LI110

My Role:

I fulfilled requests from Tracy Bicknell-Holmes, LI110 Coordinator Signe Boudreau and Sue Leach to develop a new virtual tour of Love Library.

I worked collaboratively with Sue Leach and Signe Boudreau, to identify tour stops according to the actual quiz students take. I worked with one of Sue Leach's student workers to get a 3D model of the library created per Tracy Bicknell-Holmes, Sue Leach, and Signe Boudreau's request that the tour be completely different from the existing tour. By using Flash, I was able to create some movement to the overall tour, and the 3D model allowed students to view Love Library as a whole entity. The student worker assisted with photographs after completion of the 3D floor model. Melissa Sinner and Pat Graybill provided the link for me to share with Sue Leach for posting in the Blackboard shell.

Significance/Impact:

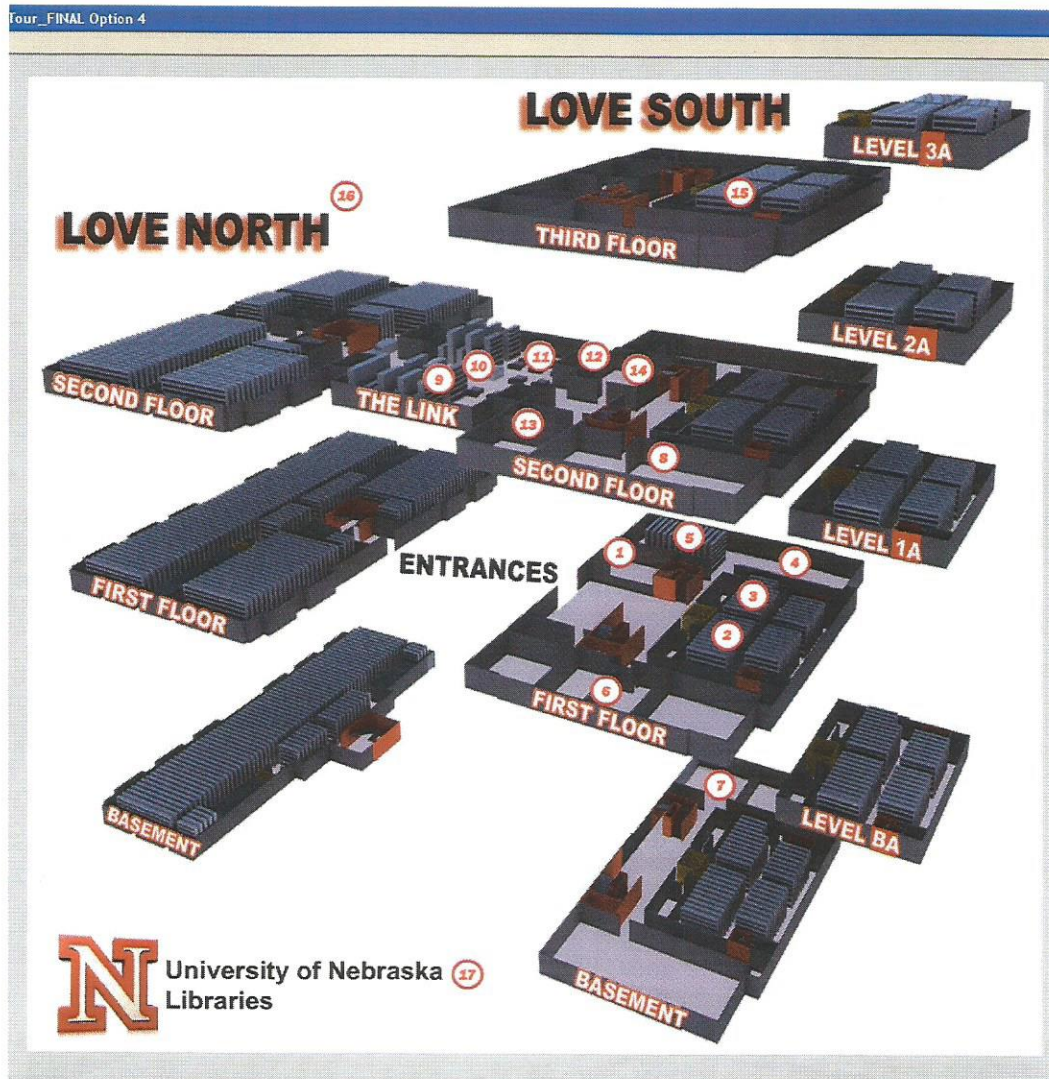
In this instance, web analysis shows that LI110 students are using the tour link. It's hard to determine which students may have used the virtual tour, and which student may have toured the library physically and most students pass the tour quiz, which is fairly simple, successfully. The virtual tour provides an additional avenue for students to access the information needed to pass that portion of LI110. I placed Google Analytics on each tour to track usage.

LI110 Virtual Tour of Love Library

http://www.unl.edu/libr/about/LI110_Virtual_Tour_small.html

Screen shots

Opening Shot



1 – Circulation

2 – General Collection

3 – Sorting

4 – Love Library Study and Snack Accommodations

5 – Current Periodicals

6 – Library Instruction and ESC Rooms

7 – Archives and Special Collections

8 – Media Services

9 – Reference

10 – Reference Desk

11 – The Link Computer Lab

12 – LI110 Office

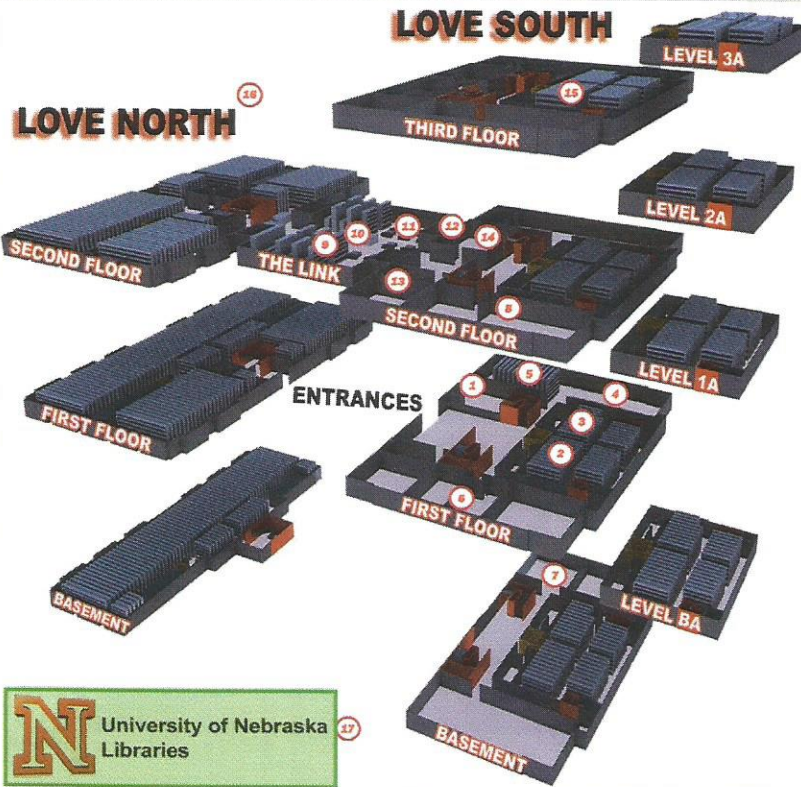
13 – Government Documents Office

14 – InterLibrary Loan

15 – Government Documents

16 – Love Library

17 – UNL Libraries



UNL Libraries:
 mouse over
 any green
 outlined area
 and click
 mouse, next
 box with text
 and pictures
 appears.

per 10


The UNL Libraries

LOVE LIBRARY ARCHITECTURE LIBRARY C.Y. THOMPSON LIBRARY

The UNL University Libraries consists of the main library, Love Library, and six branches – Architecture Library, CYT Library (East Campus), Engineering Library, Geology Library, Math Library, Music Library, as well as the Marvin and Virginia Schmid Law Library (East Campus), and a storage facility (LDRF, Library Depository Remote Facility, East Campus) – the collection currently contains over 3.1 million print volumes and more than 44,000 current serial subscriptions.

ENGINEERING LIBRARY GEOLOGY LIBRARY MATH LIBRARY


MUSIC LIBRARY MARVIN AND VIRGINIA SCHMID LAW LIBRARY LIBRARY DEPOSITORY REMOTE FACILITY



General Collection: mouse over any green outlined area and click mouse, next box with text and pictures appears.


LOVE SOUTH

GENERAL COLLECTION



STACK LEVELS

BOOK STACK LEVEL 3A	THIRD FLOOR
BOOK STACK LEVEL 3	
BOOK STACK LEVEL 2A	SECOND FLOOR
BOOK STACK LEVEL 2	
BOOK STACK LEVEL 1A	FIRST FLOOR
BOOK STACK LEVEL 1	
BOOK STACK LEVEL 8A	BASEMENT
BOOK STACK LEVEL 8	




General Collection material, which includes all circulating books, as well as older, bound periodicals, is housed in **Love North** and **Love South**. **Love North** has three floors; Basement, First Floor, and Second Floor. **Love South** consists of four main levels; Basement, First, Second, and Third Floors. In addition to the four floors of **Love South**, a core "stacks" area is divided into levels. Levels 1, 2, and 3 correspond with the numbered floors. "A" denotes a level between floors and results in levels BA, 1A, 2A, and 3A. Easy access to these levels is provided by the elevator located inside the stacks area, and stairwells located in the far corners of the stacks.

General Collection materials are often referred to as the "stacks". The stacks are open access which means library visitors may walk through the aisles and see what is on the shelves. Browsing the stacks is a great way to become familiar with what the Libraries has in its collections.

Most **General Collection** materials are arranged by the Library of Congress (LC) classification system. Some older materials, however, are still classified in the Dewey Decimal system.



All **General Collection** materials, except for some bound periodicals, circulate. To locate materials in the stacks, consult the **Love Library Catalog IRIS** and the **Call Number Locator**.



Circulation
Desks:
mouse over
any green
outlined area
and click
mouse, next
box with text
and pictures
appears.

LOVE SOUTH


LOVE SOUTH AND NORTH CIRCULATION DESKS

The **Circulation Desk** is the first service point encountered upon entering **Love Library** from either the **South Entrance** or the **North Entrance**. The **Circulation Desk** is the place to do many things:

- Check out, renew, and return materials
- Recall books checked out to other patrons
- Request searches for missing books
- Pay fines
- Obtain material put on Reserve
- Add money to NCard account
- Get change
- Check out laptops or group study rooms

Circulation services are available in conjunction with **Love Library** hours, however **Love North Circulation Desk** closes at 8 p.m. S-T and 5 p.m. F/S with services limited to check out, renewals, and returning materials including laptops.



APPENDIX ONE
Areas of Responsibility
Digital Initiatives

Brief Description:

Digital Media Services web pages

My Role:

I identified the pages relating to Digital Media Services that needed updating and then worked collaboratively with Richie Graham to gather current information. I worked with Melissa Sinner and Pat Graybill to make necessary changes to the appropriate web pages, and identified any pages for deletion.

Significance/Impact:

The web pages for Digital Media Services were outdated and in need of current information including staff assigned to the department, equipment available for check-out, and computer software programs available on what computers. Much of this information is available through the catalog and it's critical that the information be current as this assists with patron use. If the website and catalog do not reflecting current updated information, the students can't use the equipment.

DIGITAL MEDIA SERVICES WEB PAGES

<http://www.unl.edu/libr/digitalmedia/>

SAMPLE PAGES

UNL Libraries - Windows Internet Explorer provided by CORS

http://ris.unl.edu/

UNL Libraries

UNL | Libraries

My Library | E-Resources | Services | Ask a Question | Libraries @ UNL | About

UNL Libraries

Quick Catalog Search - Encore

Search

Classic Catalog

Find Materials

- Books, Journals, & more...
- Articles, Full-Text, & more...
- Course Reserves
- Digital Commons
- Image & Multi-media:
 - CONTENTdm for UNL
 - CONTENTdm for Public

Get Materials

- Borrowing & Circulation
- Digital Media Services
- Interlibrary Loan (ILLiad)

Location Codes

- Love Library Call Number Locator
- CYT Call Number Locator

Ask a Question

Instant Message Us!

Your Question/Message

Send

Chat Available

What's New

Subscribe to news feed

Support UNL Libraries

Donate

Follow UNL Libraries

f t b

The newest web tools from UNL Libraries

- Creepy & Spooky: New Classic Horror DVDs
- UNL Libraries Streams Music Files
- Open Access and its impact on Scholarly Communication: What the Academic and Faculty Need to Know

UNL Libraries | Digital Media Lab | Love Library - Windows Internet Explorer provided by CORS

http://www.unl.edu/libr/digitalmedia/love.shtml

UNL Libraries | Digital Media Lab | Love Library

UNL | Libraries

Search this site, all UNL, or for a person

Libraries

Love Library Lab

Located in room 201 (Media Services), on the second floor of Love Library South, the Digital Media Lab offers access to digital production equipment and resources. We have a wide array of hardware and software available and invite you to explore the following page for additional information about our lab stations.

Librarians are available to provide one-on-one consultations to assist students with locating or synthesizing non-print resources. The Digital Media Program is made possible through student library fees.

Hours

The Love Library Digital Media Lab is open the same hours as Love Library. Please check updates on Love Library hours for holidays and other closings.

Monday - Thursday: 8 AM - 12 MIDNIGHT
 Friday: 8 AM - 8 PM
 Saturday: 9 AM - 5 PM
 Sunday: 12 NOON - 12 MIDNIGHT

Media Services, room 201

Hours

Monday - Thursday: 8 AM - 11:45 PM
 Friday: 8 AM - 7:45 PM
 Saturday: 9 AM - 4:45 PM
 Sunday: 12 NOON - 11:45 PM

Love Lab Stations

Please examine the table below to evaluate our Digital Media Program. Computer stations located at Love Library. Each station offers different hardware and software specifically tailored to fit users' particular digital production needs.

STATION	HARDWARE	SOFTWARE
		<ul style="list-style-type: none"> Adobe Acrobat Pro 7 - PDF Rendering Adobe Creative Suite (Photoshop CS2, Illustrator CS2, InDesign CS2,